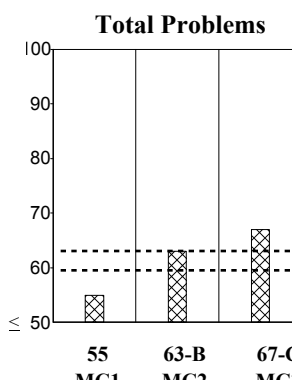
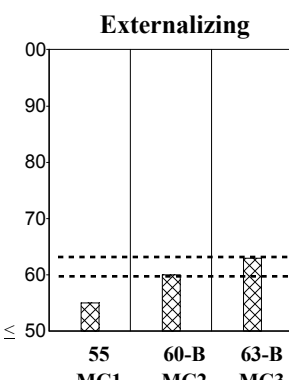
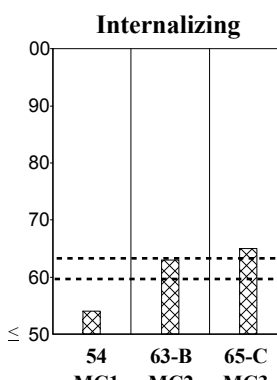
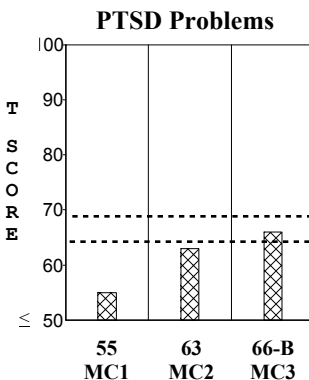
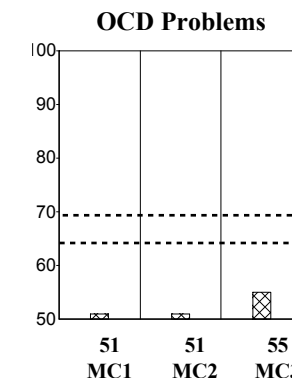
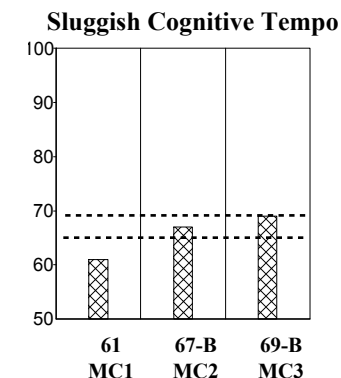
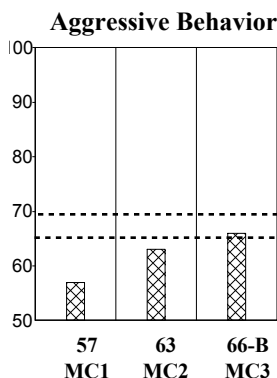
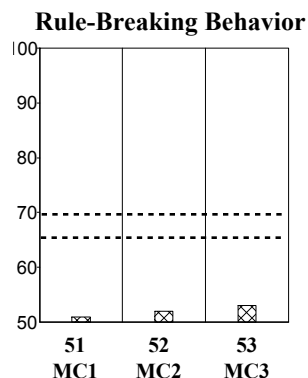
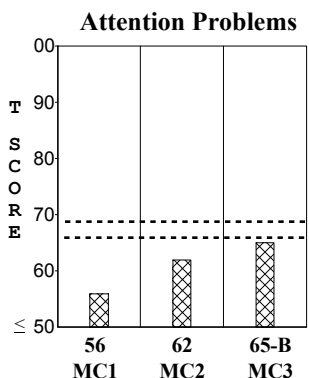
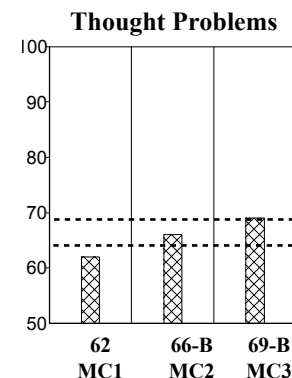
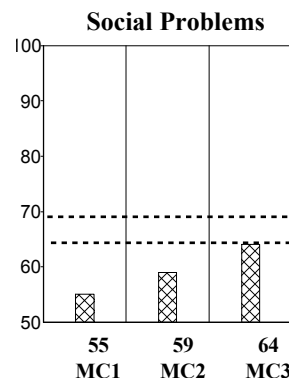
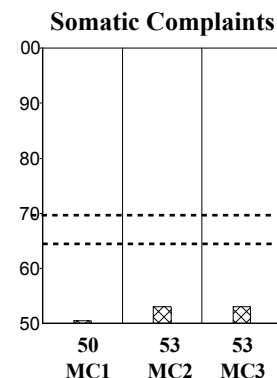
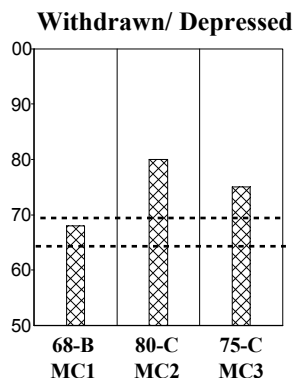
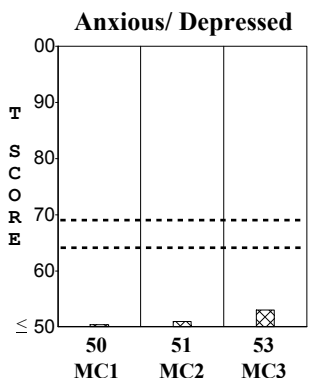


Multicultural Comparison of T-Scores for Different Societies - CBCL/6-18 Scales

ID: 200105
 Name: Catherine A. Holcomb
 Gender: Female
 Birth Date: 06/16/89

Code	Society	Form Code, Society, Form Information				
		Eval ID	Age	Informant Name	Relationship	Date
MC1	Algeria	002	11	J. Holcomb	Biological Mother	12/04/00
MC2	United States					
MC3	China					



Depending on your choice of societies, the displayed T scores may be identical or different. For more information on the use of multicultural normative groups for assigning T scores, please refer to the *Multicultural Supplement to the Manual for the ASEBA School-Age Forms & Profiles*, (Chapter 5), available for purchase from www.aseba.org.

Legend :
 B = Borderline clinical range
 C = Clinical range
 nc = not calculated due to insufficient data
 Broken lines = borderline clinical range

Copyright 2007 T.M. Achenbach
 ASEBA, University of Vermont